

IDLC Growth Fund

For the Period ended 30 September 2019

IDLC Growth Fund
Statement of Financial Position
As at September 30, 2019

Particulars	Notes	September 30, 2019	June 30, 2019
		Taka	Taka
ASSETS			
Non-Current Asset			
Preliminary and issue expenses	3	5,622,533	5,876,472
		<u>5,622,533</u>	<u>5,876,472</u>
Current Asset			
Investment in securities at market price	4	196,708,655	199,953,006
Accounts Receivables	5	5,055,538	14,006,544
Prepayments	6	348,355	557,125
Cash and cash equivalents	7	109,775,941	106,656,869
		<u>311,888,488</u>	<u>321,173,544</u>
Total Assets		<u><u>317,511,021</u></u>	<u><u>327,050,016</u></u>
OWNERS' EQUITY			
Capital Fund	8	314,244,750	303,163,660
Investors' Available Balance	9	1,432	1,087
Investment Diminution Reserve		595,765	-
Retained earnings	10	(2,372,679)	22,091,581
Total Equity		<u>312,469,268</u>	<u>325,256,328</u>
LIABILITIES			
Non-Current Liabilities			
		-	-
Current Liabilities			
Accounts payable	11	5,041,753	1,793,688
		<u>5,041,753</u>	<u>1,793,688</u>
Total Liabilities		<u>5,041,753</u>	<u>1,793,688</u>
Total Equity and Liabilities		<u><u>317,511,021</u></u>	<u><u>327,050,016</u></u>
Net asset value (NAV) per unit:			
At cost	13	9.92	10.73
At market price	14	9.94	10.73

The annexed notes from 1 to 18 form an integral part of these Financial Statements.


Managing Director
IDLC Asset Management Ltd.


Chief Operating Officer
IDLC Asset Management Ltd.


Compliance Officer
IDLC Asset Management Ltd.

IDLC Growth Fund
Statement of Profit or Loss and Other Comprehensive Income
For the period ended on September 30, 2019

Particulars	Notes	July 01, 2019 - September 30, 2019	May 07, 2018 September 30, 2018
		Taka	
INCOME			
Interest income	15	2,999,732	6,687,634
Net gain/(loss) on sale of securities	16	(4,871,786)	8,185,118
Dividend income	17	1,285,975	2,564,055
Total Income		(586,079)	17,436,807
EXPENDITURE			
Management fee		1,527,243	2,632,083
Brokerage Commission		233,943	1,525,900
Amortization of preliminary and issue expenses	3	253,939	422,311
Trustee fee		132,153	231,964
BSEC annual fee		76,617	129,973
Custodian fee		59,983	141,341
Publication and other expenses		180,931	200,064
Sales Agent Commission		12,667	504,482
CDBL - Settlement and Demat charges		14,621	93,289
Bank charges, Tax & Excise Duty		69,341	184,417
Total Expenditure		2,561,439	6,065,823
Income before provision for the period		(3,147,518)	11,370,984
Write back of Provision/(Provision) for diminution in value of investments	12	119,961	(4,950,602)
Distributable profit/(loss) for the period		(3,027,557)	6,420,382
Unrealized gain/(loss) for the period		595,765	-
Total comprehensive (loss)/income for the period		(2,431,792)	6,420,382
Number of outstanding units		31,424,475	31,583,814
Earnings per unit during the period	18	(0.096)	0.203

The annexed notes from 1 to 18 form an integral part of these Financial Statements.


Managing Director

IDLC Asset Management Ltd.



Chief Operating Officer

IDLC Asset Management Ltd.



Compliance Officer

IDLC Asset Management Ltd.

IDLC Growth Fund

Statement of Changes in Equity


For the period ended on September 30, 2019


Particulars	Amount in Taka					
	Capital Fund	Unit Premium	Investors' Available Balance	Investment Diminution Reserve	Retained Earnings	Total Equity
Opening Balance	303,163,660	-	1,087	-	22,091,582	325,256,329
Sponsor's Contribution	-	-	-	-	-	-
Fund Collected from General Investors, net	11,081,090	-	345	-	(215,248)	10,866,187
Investment Diminution Reserve	-	-	-	595,765	-	595,765
Net income during the period	-	-	-	-	(3,027,557)	(3,027,557)
Dividend paid during the period	-	-	-	-	(21,221,456)	(21,221,456)
Balance as at September 30, 2019	314,244,750	-	1,432	595,765	(2,372,679)	312,469,268
Opening Balance	-	-	-	-	-	-
Sponsor's Contribution	100,000,000	-	-	-	-	100,000,000
Fund Collected from General Investors	215,838,140	181,827	-	-	-	216,019,967
Net income during the period	-	-	-	-	6,420,382	6,420,382
Balance as at September 30, 2018	315,838,140	181,827	-	-	6,420,382	322,440,349

The annexed notes from 1 to 18 form an integral part of these Financial Statements.

Signed in terms of our report of even date annexed


Managing Director
 IDLC Asset Management Ltd.


Chief Operating Officer
 IDLC Asset Management Ltd.


Compliance Officer
 IDLC Asset Management Ltd.

IDLC Growth Fund
Statement of Cash Flows

For the period ended on September 30, 2019

Particulars	Notes	July 01, 2019 September 30, 2019	May 07, 2018 September 30, 2018
		Taka	Taka
A. Cash flows from/(used in) operating activities			
Investment in marketable securities, net		(58,941,592)	(481,110,443)
Investment in IPO shares		-	(2,349,760)
Proceeds from sell of marketable securities		68,075,599	276,655,494
Interest income realized in cash		1,925,149	4,821,525
Dividend income received in cash		1,285,975	2,564,055
Advance, Deposit and Prepayments		(985,083)	(774,849)
Payment made for expenses		(1,142,082)	(10,376,229)
Net cash used in operating activities		10,217,966	(210,570,207)
B. Cash flows from investing activities			
		-	-
C. Cash flows from financing activities			
Unit Capital Issuance, net		2,577,442	315,838,140
Unit Premium Reserve		-	181,827
Investor's Fund		345	68
Dividend paid for the period		(9,676,681)	-
Net cash flow from financing activities		(7,098,894)	316,020,035
D. Net cash flows (A+B+C)		3,119,072	105,449,828
E. Cash and cash equivalents at the beginning of the period		106,656,869	-
F. Cash & cash equivalents at the end of the period (C+D)		109,775,941	105,449,828
Net Operating Cash flow per unit for the period		0.33	(6.67)

The annexed notes from 1 to 18 form an integral part of these Financial Statements.



Managing Director

IDLC Asset Management Ltd.



Chief Operating Officer

IDLC Asset Management Ltd.



Compliance Officer

IDLC Asset Management Ltd.

IDLC Growth Fund

Notes to the Financial Statements

As at and for the period ended on September 30, 2019

1. Introduction of the Fund and its activities

1.1 Legal status and Key partners of the Fund

IDLC Growth Fund (here-in-after referred to as “the Fund”), a Trust property, was established on September 11, 2017 under the Trust Act, 1882 and registered under the Registration Act, 1908 and subsequently on October 29, 2017 registered as a Mutual Fund from the Bangladesh Securities and Exchange Commission with an initial paid-up capital of Tk. 500 million divided into 50 million units of Tk. 10.00 each under the Securities and Exchange Commission (Mutual Fund), Rules, 2001 as an Open end Mutual Fund vide registration no. BSEC/MUTUAL FUND/2017/85.

Key partners of the Fund are as Follows:

Sponsor: IDLC Finance Limited

Registered Address: Bay’s Galleria (1st Floor), 57 Gulshan Avenue, Dhaka 1212

Trustee: Bangladesh General Insurance Company Ltd (BGIC)

Registered Address: 42, Dilkusha C/A Motijheel Dhaka

Custodian: BRAC Bank Limited

Registered Address: Anik Tower, 220/B, Tejgaon Gulshan Link Road Tejgaon, Dhaka 1208

Asset Manager: IDLC Asset Management Limited

Registered Address: Symphony (Level – 04), Plot # SE (F): 9, Road # 142, Gulshan Avenue, Bir Uttam Mir Shawkat Sarak, Dhaka 1212.

1.2 Principal activities and nature of operation

IDLC Growth Fund is an Open end Mutual Fund which is a professionally managed portfolio of equity stocks and fixed income instruments. Investors buy units of the Fund and the Asset Manager pools that money to make investments on their behalf. An unit represents a portion of the fund's holdings.

The target group of investors comprises both Institute and Individual. Units of the Fund may be bought / surrendered through IDLC Asset Management Limited and authorized selling agents appointed by the Asset Manager from time to time and any other procedure as prescribed by the Asset Manager. Surrender of units is allowed only through IDLC AML or the selling agents from which the units are originally purchased.

2 Objectives

The objective of the IDLC Growth Fund is to generate long-term capital appreciation from a portfolio of predominantly equity & equity related instruments.

IDLC Growth Fund
Notes to the Financial Statements
As at and for the period ended on September 30, 2019

	Notes	September	June 30,
		30, 2019	2019
		Taka	Taka
3. Preliminary and issue expenses			
Opening Balance	(Note: 3.1)	5,876,472	7,052,318
Less: Amortized during the period		(253,939)	(1,175,846)
		<u>5,622,533</u>	<u>5,876,472</u>
3.1 Preliminary and issue expenses			
Formation Fee			2,809,350
Management Fee			2,904,629
Application & Registration Fees paid to BSEC			1,010,000
CDBL Fees			90,640
Trust Deed Registration Fees			100,000
Printing and Publication			458,522
Bank Charges and other expenses			296,942
			7,670,083
Less: Interest income from Escrow Account			(617,765)
			<u>7,052,318</u>
4. Investment in securities at market price			
Investment in listed securities	(Note: 4.1)	196,708,655	199,953,006
		<u>196,708,655</u>	<u>199,953,006</u>
4.1 Investment in listed securities			
Bank		30,875,000	39,952,941
Engineering		32,172,749	44,944,643
Fuel & Power		7,980,000	15,846,000
Information & technology		1,900,300	1,896,074
Mutual Fund		17,314,355	10,351,260
Pharmaceuticals		77,488,014	53,596,834
Telecommunication		28,403,440	32,677,120
Textile		315,592	467,544
Travel & Leisure		259,205	220,590
<i>Details are mentioned in Annexure A</i>		<u>196,708,655</u>	<u>199,953,006</u>
5. Accounts Receivables			
Interest Receivables	(Note: 5.1)	1,553,824	427,604
Accounts receivable - Sale of Securities		3,501,714	13,527,306
Other Receivable	(Note: 5.2)	-	51,634
		<u>5,055,538</u>	<u>14,006,544</u>
5.1 Interest Receivables			
Interest Receivables - Fixed Deposits		428,499	427,604
Interest Receivables - Bank Accounts		1,125,325	-
		<u>1,553,824</u>	<u>427,604</u>
5.2 Other Receivable			<u>51,634</u>
This represents the excess amount of tax deducted at source from the accrued interest on the cash balances with Bank accounts.			
6. Prepayments			
Annual fee - BSEC		226,549	303,166
Trustee fee		121,806	253,960
		<u>348,355</u>	<u>557,125</u>
7. Cash and cash equivalents			
Cash at bank	(Note: 7.1)	44,466,161	43,209,369
Term deposits (FDR)	(Note: 7.2)	65,309,780	63,447,500
		<u>109,775,941</u>	<u>106,656,869</u>

September 30, 2019	June 30, 2019
Taka	Taka

7.1 Cash at bank

Name of Bank	Account Name	Account No.	Type		
BRAC Bank Limited	IDLC Growth Fund	1551203826228001	CA	14,850,574	19,301,091
	IDLC Growth Fund - Trading	1501203826228006	CA	202,143	1,489,003
	IDLC Growth Fund - Operations	1501203826228005	CA	1,698,967	409,706
ONE Bank Ltd	IDLC Growth Fund - Trading	0013000002087	SND	25,412,594	21,847,372
	IDLC Growth Fund - Dividend	0013000002123	SND	76,334	-
Standard Chartered Bank	IDLC Growth Fund	02130870901	CA	2,225,550	162,198
				44,466,161	43,209,369

7.2 Term deposits

Name of Institution	Account No.	Term		
IPDC Finance Limited	04938	3 Months	7,705,104	7,482,500
	04939	3 Months	7,705,104	7,482,500
	04940	3 Months	7,705,104	7,482,500
United Finance Ltd	0667648619	3 Months	42,194,467	41,000,000
			65,309,780	63,447,500

8. Capital Fund

Opening balance	303,163,660	-
Sponsor's Contribution	-	100,000,000
Fund collected from/(redeemed of) General Investors, net	11,081,090	203,163,660
	314,244,750	303,163,660

9. Investors' Available Balance

	1,432	1,087
--	--------------	--------------

Investors' available balance represents the residual balance kept for converting into Unit Capital from the General Investors of Systematic Investment Plan (SIP).

10. Retained earnings

Opening balance	22,091,581	-
Less: Dividend paid during the period	(21,221,456)	-
	870,125	-
Add: Profit during the period	(3,027,557)	22,995,743
	(2,157,431)	22,995,743
Less: Units redeemed with realization of Fund's performance	(215,248)	(904,162)
	(2,372,679)	22,091,581

11. Accounts payable

Management fees	1,527,243	1,499,824
Custodian fees	124,103	177,783
CDBL fees	16,265	15,816
Tax deductible at source from interest income	105,066	48,755
Audit fees	-	34,500
Dividend payable (Income tax deducted at source from cash Dividend)	3,256,377	-
Sales agent commission	12,667	17,008
Trade settlement for purchase of securities	32	-
	5,041,753	1,793,688

12. Provision/(Write back of provision) for diminution in value of investments

Opening Balance	119,961	-
Add: Provision/(Write Back of provision) during the year (listed securities)	(119,961)	119,961
Required provision against diminution in value of investments at the end of the period	-	119,961

	September 30, 2019	June 30, 2019
	Taka	Taka
13. Net Asset Value (NAV) per Unit at Cost		
Total Asset at Market Price	317,511,021	327,050,016
Less: Unrealized Gain/(Loss)	595,765	(119,961)
Total Asset Value at Cost Price	316,915,257	327,169,977
Less: Account Payables	(5,041,753)	(1,793,688)
Total Net Asset Value (NAV) at Cost Price	311,873,503	325,376,289
Number of Units	31,424,475	30,316,366
NAV per Unit at Cost	9.92	10.73
14. Net Asset Value (NAV) per Unit at Market Price		
Total Net Asset Value (NAV) at Cost Price	311,873,503	325,376,289
Less: Provision for erosion of value of securities	595,765	(119,961)
Total Net Asset Value (NAV) at Market Price	312,469,268	325,256,328
Number of Units	31,424,475	30,316,366
NAV per Unit at Market Price	9.94	10.73
	July 01, 2019 - September 30, 2019	May 07, 2018 September 30, 2018
	Taka	Taka
15. Interest income		
Fixed Deposit Receipt (FDR)	1,926,042	230,903
Cash at Bank (STD Account)	1,073,690	6,456,731
	2,999,732	6,687,634
16. Gain / (Loss) from Listed Securities		
Active Fine Chemicals Limited	-	220,660
Aman Feed Limited	-	211,512
Asian Tiger Sandhani Life Growth Fund	2,093,290	-
BBS Cables Limited	-	1,536,451
BRAC Bank Limited	(410,172)	(344,986)
Beximco Pharmaceuticals Limited	-	(384,180)
British American Tobacco Bangladesh	-	140,790
City Bank Limited	-	1,913,861
Coppertech Industries Ltd.	322,017	-
Dhaka Bank Limited	(2,616,580)	-
Dutch-Bangla Bank Limited	-	123,891
Grameenphone Limited	(273,469)	-
Green Delta Mutual Fund	23,043	-
IFAD Autos Limited	(5,077,128)	1,541,410
Khulna Power Company Limited	-	1,012,348
LankaBangla Finance Limited	-	(653,005)
M. L. Dyeing Limited	-	229,845
Nahee Aluminum Composite Panel Limited	-	2,458,784
Prime Bank Limited	-	320,478
Renata Limited	46,512	-
Sea Pearl Beach Resort & Spa Limited	195,008	-
Shepherd Industries Limited	-	177,600
Singer Bangladesh Limited	562,765	(325,734)
S. K. Trims Limited	-	700,555
Square Pharmaceuticals Limited	-	(1,198,378)
Summit Power Limited	262,928	143,292
Western Marine Shipyard Limited	-	9,924
VFS Thread and Dyeing Limited	-	350,002
	(4,871,786)	8,185,118

17. Dividend income

DBH First Mutual Fund
Grameen Phone Limited
Green Delta Mutual Fund
The City Bank Limited

July 01, 2019 - September 30, 2019	May 07, 2018 September 30, 2018
Taka	Taka
240,814	-
806,400	1,025,000
238,761	-
-	1,539,055
<u>1,285,975</u>	<u>2,564,055</u>

18. Earnings per unit

Net income for the period (A)
Outstanding number of units (B)
Earnings per unit (A÷B)

(3,027,557)	6,420,382
31,424,475	31,583,814
<u>(0.096)</u>	<u>0.203</u>

IDLC Growth Fund
Details of investment in Listed Securities
As at September 30, 2019

(Amount in Taka)

Sl.	Sector	Name of the Company	No. of Share	Avg. Cost	Total Cost	Market Value	Total Market Value	% of Total Assets	Unrealized Gain/ (Loss)
1	Bank	BRAC Bank Limited	265,000	61.59	16,322,117	61.50	16,297,500	5%	(24,617)
2		The City Bank Limited	595,000	27.51	16,369,810	24.50	14,577,500	5%	(1,792,310)
					32,691,927		30,875,000	10%	(1,816,927)
1	Engineering	Coppertech Industries Ltd.	11,905	10.00	119,050	26.40	314,292	0%	195,242
2		S.S. Steel Limited	8,803	10.00	88,030	32.20	283,457	0.1%	195,427
3		Singer Bangladesh Limited	150,000	185.08	27,762,526	210.50	31,575,000	10%	3,812,474
					27,969,606		32,172,749	10%	4,203,143
1	Fuel & Power	Summit Power Limited	190,000	39.90	7,580,550	42.00	7,980,000	3%	399,450
					7,580,550		7,980,000	3%	399,450
1	Information Technology	ADN Telecom Limited	50,079	30.00	1,502,370	30.00	1,502,370	0.5%	-
2		Genex Infosys Limited	7,043	10.00	70,430	56.50	397,930	0.1%	327,500
					1,572,800		1,900,300	1%	327,500
1	Mutual Funds	DBH First Mutual Fund	830,260	8.29	6,883,955	8.80	7,306,288	2%	422,333
2		Green Delta Mutual Fund	1,220,496	7.78	9,493,916	8.20	10,008,067	3.2%	514,151
					16,377,871		17,314,355	5%	936,484
1	Pharmaceuticals	Beximco Pharmaceuticals Limited	202,000	79.25	16,007,965	84.10	16,988,200	5%	980,236
2		Renata Limited	24,350	1,198.44	29,182,083	1,261.90	30,727,265	10%	1,545,182
3		Silco Pharmaceuticals Limited	18,990	10.00	189,900	31.10	590,589	0.2%	400,689
4		Square Pharmaceuticals Ltd.	123,600	263.71	32,594,785	236.10	29,181,960	9%	(3,412,825)
					77,974,733		77,488,014	24%	(486,719)
1	Telecom	Grameenphone Ltd.	80,600	392.56	31,640,293	352.40	28,403,440	9%	(3,236,853)
					31,640,293		28,403,440	9%	(3,236,853)
1	Textile	New Line Clothings Ltd.	19,481	10.00	194,810	16.20	315,592	0.1%	120,782
					194,810		315,592	0.1%	120,782
1	Travel & Leisure	Seapearl Beach Resort & Spa Ltd.	11,030	10.00	110,300	23.50	259,205	0.1%	148,905
					110,300		259,205	0.1%	148,905
	Grand Total				196,112,890		196,708,655	62%	595,765